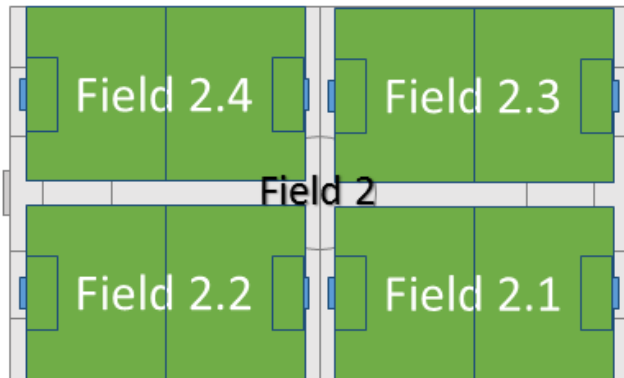


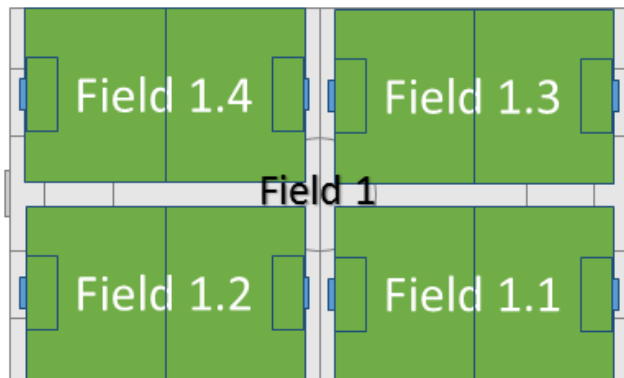


Under 8 and Under 9

Field Setup and Take Down



3 Panel Goals



Use the same size goals and field.

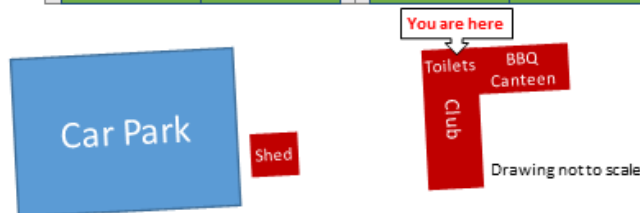
Field Size – 1/4 of a full size pitch

7 v 7 including goalkeeper

Ball Size 3

2 X 20 minute halves

MiniRoos Under 8 – Under 9



In most cases the Under 8's will set the fields up and the Under 9's will take down. Please check the board to see what your team needs to do each week.

Coaches and managers should have **adults organised** to **set up** and **take down** fields, please check the board if you need to set up the field.

Remember: Another game could be following and it will need setting up by that team – so please be quick.

Note: Games must start on time, any delay in setting up of the ground or teams. Being ready to play will result in YOUR MATCH being cut short, PLEASE give yourself at least 30 minutes before match time.

SET UP – check the board to see what your team needs to do

- ⦿ Goals are the three panel blue & white goals, obtain from compound.
- ⦿ Markers, pegs and mallet are in the bucket beside goals in compound.
- ⦿ Secure goals with pegs provided, one for each side and one for the back.
- ⦿ Please do not hammer all the way into the ground.
- ⦿ Place markers (5 for each side line and 2 for each goal line) around the field.

TAKE DOWN – check the board to see what your team needs to do

- ⦿ Collect all cones, goals and pegs from your field as soon as possible as they may be another age group playing straight after your game.
- ⦿ Return goals, bucket, mallet, markers and pegs to the compound after the game.